




---

# **BISHOPS' CHILDREN & YOUTH COUNCIL**

Facilitators Guidebook  
Summer 2024



# INTRO

Welcome to this guidebook

## The Purpose

We are reimagining how we hear and respond to the voice of children and young people in the Diocese of Leicester. Each term we facilitate a listening exercise in partnership with schools and church groups.

## The Process

A group of young people pick a theme and design a listening resource to distribute to listening groups.

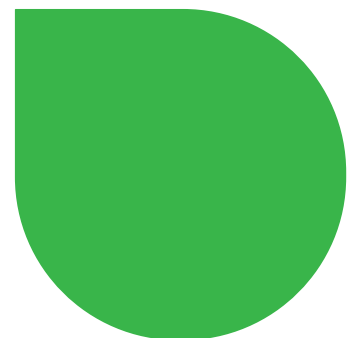
Listening groups are facilitated in schools and church groups, across a range of contexts. Children and young people are asked to share their thoughts, ideas, and stories, in response to a series of conversation prompts and interactive activities.

## Who can take part?


Any child or young person in the Diocese of Leicester!  
We encourage diversity and representation.

## Safeguarding young voices





We trust facilitators to follow good practice and adhere to policy in their context. We ask facilitators to record anonymous and unfiltered feedback.



# LISTENING



We've heard from more than 500 young voices from across the city and county, via four termly listening exercises.



Read all our listening reports and watch Bishop Martyn's response videos on the Diocese of Leicester website >>

[www.leicester.anglican.org/info-for-parishes/children-families-and-young-people/bishops-children-and-youth-council-bcyc](http://www.leicester.anglican.org/info-for-parishes/children-families-and-young-people/bishops-children-and-youth-council-bcyc)

# LISTENING THEME



The listening theme chosen by children and young people for Summer Term 2024 is **Climate Change**.

We are running this listening campaign in partnership with the OWL Network (Outdoor Worship Leicestershire) who have invited us to present the findings of this listening campaign at an event called "*Leicestershire Eco Church Conversations*" on 14th September.

Responses by end of school term in July! Please & thank you.

## **Defining Climate Change**

It may be worth sharing a simple definition of climate change with your group at the start of your listening session.

*Climate change is the process of our planet heating up because of human activity. The impact of this heating up is threatening animals, how we grow food and changing the weather.*

## **Listen Outside!**

As it's summer and our theme is climate change, we encourage you to run your listening session outside.

# SESSION PLAN (suggested)

Full permission to use this resource creatively in your setting. You know your children, young people and context best. You may like to add drinks or snacks? Change the timings? Adapt the rounds to suit your group's needs.

## **[2 min] Introduction:**

Welcome everybody. Explain this listening activity is part of Bishops' Children & Youth Council and is taking place in schools and churches across Leicestershire.

- Introduce the listening theme and share the definition of climate change with your group.

## **[1 min] Pray (if appropriate in your context):**

Use the suggested prayer or do your own thing.

## **[20-25 min] Rounds:**

Invite each participant to share a response in each round. Encourage participants to be BRUTALLY HONEST!

## **[2 min] Closing:**

Thank everyone for their contributions and honesty.

### **Listening Prayer**

God, we thank you that you are here with us.  
We thank you for listening to and responding to our prayers.  
God, in this listening group, we ask you to give us -  
Grace to listen deeply,  
Wisdom to speak thoughtfully,  
Courage to share honestly.  
Amen.

# ROUND 01

## Eco schools & churches

**Description:** Write responses inside a building outline

**You will need:**

- Playground or concrete space (outdoor) / A3 paper (indoor)
- Chalk (outdoor) / pens (indoor)
- Two questions
- Prompt sheet

**How to:** Draw the outline of a school or church building in chalk on the playground / paper. The bigger the better!


Ask your group question one. Invite each participant to write down their responses (as many as they like) inside the outline.

Draw a second outline and repeat the exercise for question two.

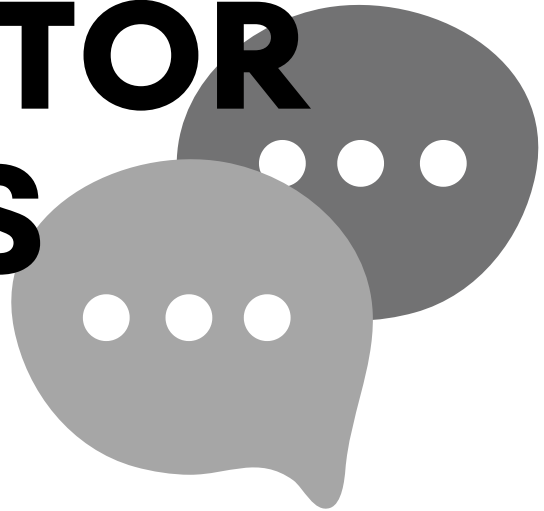
**Questions:**

1. What do we already do at our school/church to tackle climate change?
2. What more could we do at our school/church to tackle climate change?

**Recording:** Take a photo of your eco schools / churches.



# FACILITATOR PROMPTS



## Round One

You may need to check all your group understand what 'climate change' means.

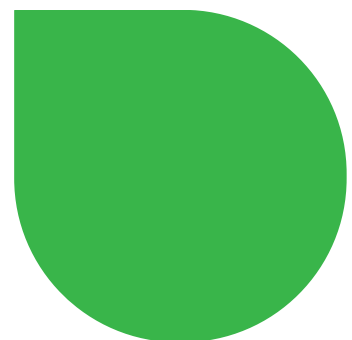
If any of your group are struggling to answer the question, try...

*"Think about what things we can do to help the planet. It could be to do with food or travel or energy or taking action"*

You could show the prompt sheet to add a visual prompt.

If writing is a barrier, encourage participants to act or share their response with a friend or facilitator to scribe.

Give permission to participants to draw their response.



# PROMPT SHEET

*plant trees, flowers  
or a garden*

*switch off lights*

*use reuseable bottles,  
boxes and straws*

*compost*

*renewable energy  
(solar)*

*Reduce.  
Reuse.  
Recycle*

*talk about  
climate change*

*grow your  
own food*

*start an eco group, sign  
a petition or attend a  
climate march  
(campaign)*

*increase awareness  
of climate change*

*use less paper*

*walk or cycle  
to school /  
church*



# ROUND 02

## Yes, No, Dunno!?

**Description:** Using a posture, answer 'yes, no or dunno' to each question.

**You will need:**

- Photos of postures
- Question & score sheet

**How to:** Introduce the three postures to your group.

'YES' = Make a Y shape above your head with your arms

'NO' = Make an X shape across your body with your arms

'DUNNO' = Make a shrugging shoulders emoji

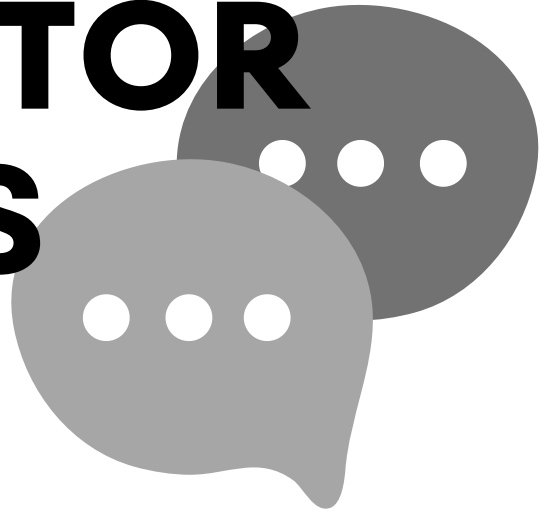
Read each question aloud. Invite participants to answer *YES*, *NO* or *DUNNO* by striking the appropriate posture.

**Recording:** Record the scores for each question on the scoresheet provided.

**Questions:**

1. Do you ever talk about climate change at school?
2. Do you ever talk about climate change at church?
3. Are you worried about climate change?
4. Do you think God cares about climate change?
5. Do you think climate change is connected to faith?
6. Do you think your school is doing enough to tackle climate change?
7. Do you think your church is doing enough to tackle climate change?
8. Do you think you are doing enough to tackle climate change at home?

# FACILITATOR PROMPTS




## The Postures

'YES' = Make a Y shape above your head with your arms

'NO' = Make an X shape across your body with your arms

'DUNNO' = Make a shrugging shoulders emoji


If anyone in the group struggles to form these shapes with their body or are visually impaired, adapt the activity for **ALL** participants. Participants could simply reply 'yes, no or dunno' or point to a corresponding picture card.



Yes No Dunno



<b>Question &amp; Scoresheet</b>	<b>YES</b>	<b>NO</b>	<b>DUN NO</b>
<i>Example scores for group of 10 participants</i>	6	3	1
1. Do you ever talk about climate change at school?			
2. Do you ever talk about climate change at church?			
3. Are you worried about climate change?			
4. Do you think God cares about climate change?			
5. Do you think climate change is connected to faith?			
6. Do you think your school is doing enough to tackle climate change?			
7. Do you think your church is doing enough to tackle climate change?			
8. Do you think you are doing enough to tackle climate change at home?			



# ROUND 03

## Big Blue Sky Question

**Description:** Answer the question...

**You will need:**

- The question
- Paper & pens

**How to:** Ask the group the BIG QUESTION. Give your group a minute to think about their response.

Invite participants to stare at the sky (or out of a window) while they think.

After participants have had some time to think, invite each participant to share aloud or write down their responses.

**Recording:**

- Make notes of verbal responses
- Collect written responses and photograph them
- If possible and you have permissions, record short audio responses via voice note.

**The Big Blue Sky Question:**

How would you like the world to be better in ten years' time?

~

**Optional Discussion:**

If time allows and is appropriate for your group, have a discussion about common themes emerging from the responses to the 'big blue-sky question'.

# FACILITATOR PROMPTS



## Round Three

If any of your group are struggling to answer the question, try...

*"What things would you like to see happen in the world in 10 years' time?"*


*"How old will you be in 10 years' time? What do you think the world will be like then?"*

*"What are the best bits about the world?"*

*"What things do you hope will change in the next ten years?"*

If writing is a barrier, encourage participants to draw their response or share with a friend or facilitator to scribe.

# FACILITATOR SPEED BACK



Alongside the photos and notes from your listening group, please copy and paste the three questions below into an email and briefly answer. Email feedback to Matt Long > [matt.long@leicestercofe.org](mailto:matt.long@leicestercofe.org)

Questions:

1. Where did you meet? (*Name of church / school / group*)
2. How many children / young people in your group?
3. Age range and makeup of group?  
(*Gender, ethnicity, Special Educational Needs & Disability*).

~

**Optional Feedback:** we would love to hear your reflections on the listening group? What worked well? What didn't? What would you change? Ideas?

All (brutally honest) feedback is super useful!